



Online Linguistic Support

Language Assessment User Guide

Learn Languages with Erasmus+ OLS

Table of Contents

1	Introduction.....	2
2	Access and Log into the Erasmus+ OLS Platform	3
3	Complete your Erasmus+ OLS Profile	4
4	Complete your Erasmus+ OLS Mobility Profile	6
5	Access the Erasmus+ OLS Language Assessment.....	8
6	Take the Erasmus+ OLS Language Assessment.....	12
6.1	Grammar	12
6.2	Vocabulary.....	15
6.3	Listening Comprehension.....	16
6.4	Reading Comprehension	19
7	Results of the Language Assessment	21
8	Support.....	27
9	Data Protection	28
9.1	Disclaimer	28
9.2	Privacy Statement	29
9.2.1	What personal information do we collect, and for what purpose?.....	30
9.2.2	Who has access to your information and to whom is it disclosed?.....	31
9.2.3	How do we protect and safeguard your information?.....	32
9.2.4	How can you verify and rectify your information?	32
9.2.5	How long do we keep your data?.....	32
9.2.6	Contact information	33
9.2.7	Recourse.....	33
9.2.8	Legal basis.....	33
9.3	Copyright	33
9.4	Cookies	34

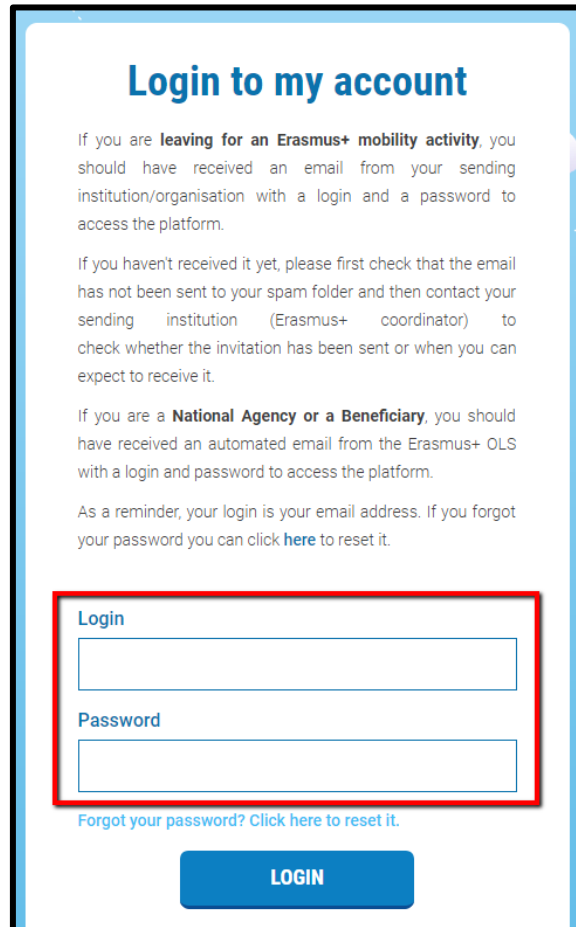
1 Introduction

Welcome to the Erasmus+ OLS language assessment user guide. In this document, you will discover how to log in, take the language assessment, and receive your results on the Erasmus+ OLS platform. This guide will help to ensure that your language assessment result reflects your language level in the language you are going to work or study in during your mobility period.

2 Access and Log into the Erasmus+ OLS Platform

Before you can access the Erasmus+ OLS language assessment, you will need to activate your user account. You should have received an automated invitation e-mail containing your login credentials. Just follow the link provided in the e-mail to activate your account, or connect via www.erasmusplusols.eu/login.

If you can't remember your password, click on the **"Forgot your password?"** link.



Login to my account

If you are **leaving for an Erasmus+ mobility activity**, you should have received an email from your sending institution/organisation with a login and a password to access the platform.

If you haven't received it yet, please first check that the email has not been sent to your spam folder and then contact your sending institution (Erasmus+ coordinator) to check whether the invitation has been sent or when you can expect to receive it.

If you are a **National Agency or a Beneficiary**, you should have received an automated email from the Erasmus+ OLS with a login and password to access the platform.

As a reminder, your login is your email address. If you forgot your password you can click [here](#) to reset it.

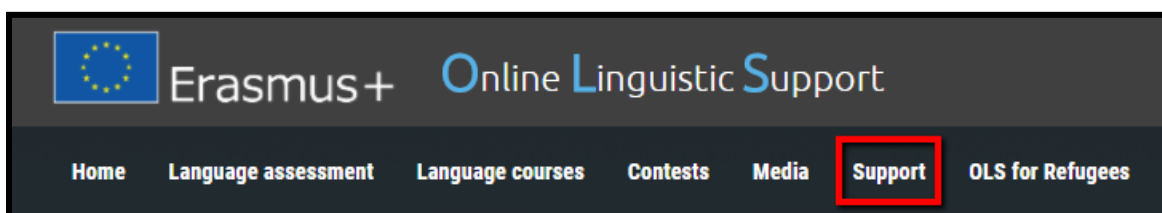
Login

Password

[Forgot your password? Click here to reset it.](#)

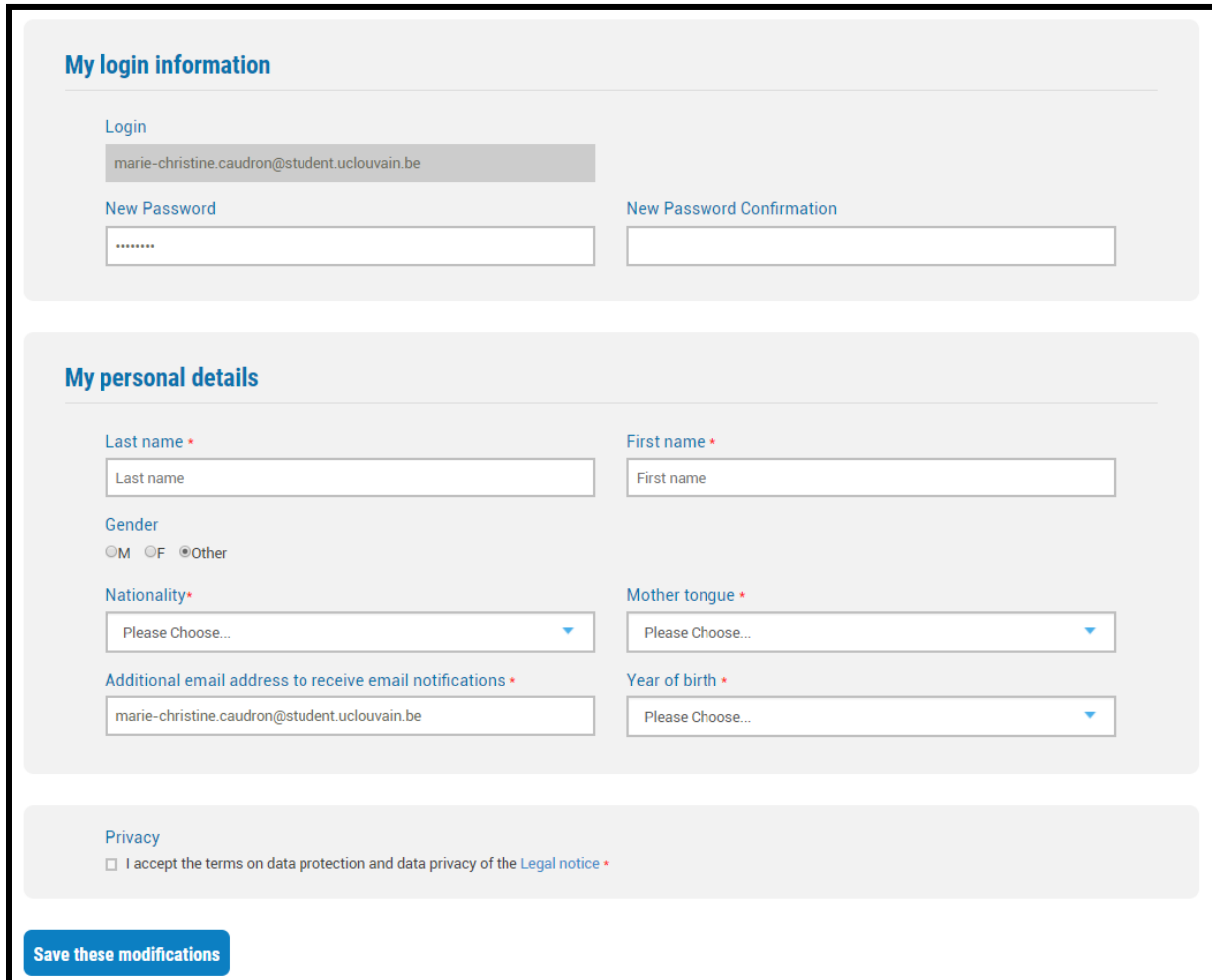
LOGIN

If you encounter any problems or have any questions during this process, contact the Erasmus+ OLS technical support team by clicking on **"Support"** in the upper right-hand corner of your screen.

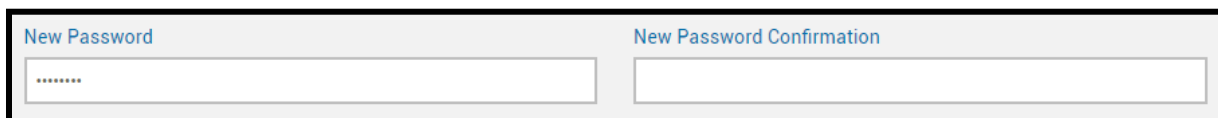


3 Complete your Erasmus+ OLS Profile

Once you've logged in, you will be asked to edit your profile and complete it with your personal information. Fields marked with a red asterisk * are mandatory.



If you would like to modify the password that you received by email, complete the “**New Password**” field and then confirm it in the “**New Password Confirmation**” field.



Before clicking on "Save these modifications", please carefully read the 'Legal Notice' on data protection. You must accept the terms on data protection and data privacy before saving your profile, otherwise you will be unable to proceed.

Privacy

I accept the terms on data protection and data privacy of the [Legal notice](#) *

Save these modifications

Once you have completed your profile, click on "Save these modifications" to continue.

4 Complete your Erasmus+ OLS Mobility Profile

Once you have completed your personal profile, you will be asked to further edit your profile by filling in some details about your Erasmus+ mobility. Fields marked with a red asterisk * are mandatory.

My mobility information

Country of destination *	Sending institution / organisation
Please Choose...	BEN MT99 01
Language to test	Local Language
English	No Local Language assigned.
Type of mobility	
European Voluntary Service	
Estimated start of the mobility period *	Mobility period
Please Choose... Please Choose...	Invalid duration.
Estimated end of the mobility period *	
Please Choose... Please Choose...	

Please ensure that you have entered the correct mobility dates (start and end month/year). Your mobility period will be calculated on the basis of this data. Furthermore, this period, as calculated according to your dates, determines your access to the final language assessment and, if applicable, to the language course.

Time Zone (WARNING: this field must be set correctly for the Live Coaching activities. Remember to update the time zone when you change countries.) *

Please Choose...

[Save these modifications](#)

The language of the assessment you are going to take, indicated under the label “Language to test”, has been selected by your sending institution/organisation as the main language of instruction or work for your mobility period. You cannot modify this field. **If you believe this language is incorrect, please stop completing your profile and contact your sending institution/organisation.**

The “Local Language” field may be displayed on your profile page. This “Local Language” may be selected by your sending institution/organisation. Your sending institution/organisation will have the possibility of selecting this option if the local language of your country of mobility is different to your main language of instruction/work, and provided that this language is available in OLS. For example, if you are studying or working in English, but your mobility is in Sweden, you could have Swedish as a “Local Language”.

Please note that the “Local Language” only concerns the language courses, not the language assessment. Therefore, your final language assessment will be in the same language as your first language assessment since this is your main language of instruction/work.

Additionally, you will need to update the dates of your mobility period. The estimated dates of your mobility are important as they determine the date of your final language assessment. **Please pay particular attention to the return date and note that your mobility cannot exceed 13 months.**

Please also enter the time zone in which you will be studying or working during your mobility. Your time zone may become important at a later stage for the live coaching activities available on the platform (if you are selected by your sending institution/organisation to attend the OLS online language course).

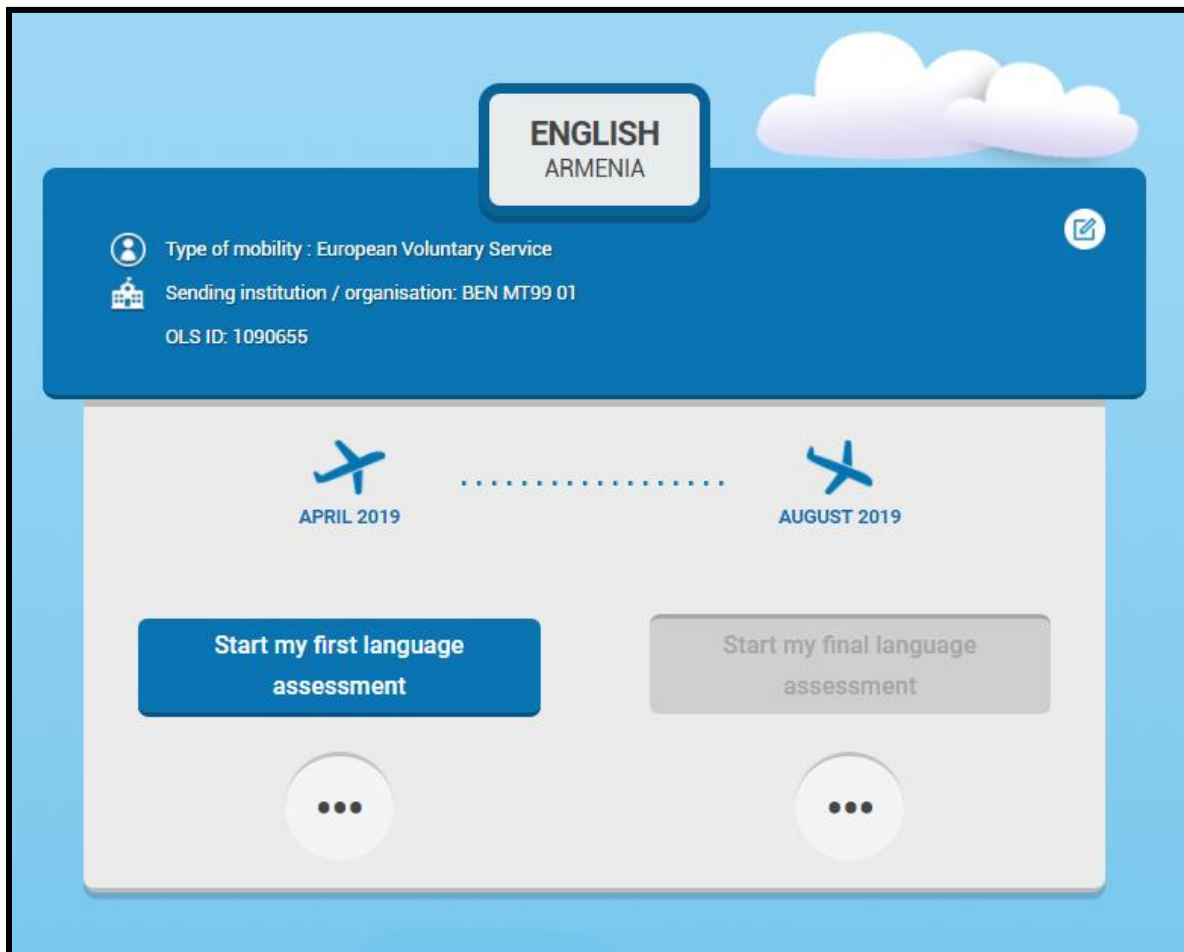
Please note that you will need to complete your personal profile as well as your mobility profile before starting the language assessment.

5 Access the Erasmus+ OLS Language Assessment

Once you have completed your profile, you will see some information introducing the language assessment. If you need to further modify your personal profile at this stage, click on "**Edit my profile**", in the top left corner of the screen.

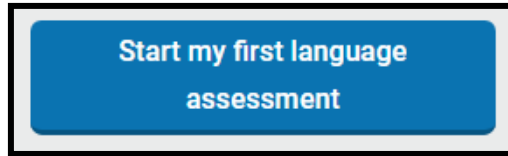


You may find one or several mobility boxes on this page (depending on whether you have multiple mobilities). The mobility boxes are sorted chronologically from the most recent to the oldest. You can edit your mobility profile by clicking the edit icon (✎) to the upper right.



There are a number of different buttons on the welcome page:

- By clicking on “Start my first language assessment” inside your mobility box, you can start your first assessment.



- After taking your first language assessment, the results will be displayed on the left-hand side of your mobility box. By clicking on “**Results**”, you will find a more detailed analysis of the results of your language assessment.
- On the right side of your mobility box, you will find a notification telling you when your final language assessment will be available. Once it is available, you will be able to start it by clicking on the button labelled “**Start my final language assessment**”. **You are required to complete this final language assessment at the end of your Erasmus+ mobility, in order to check the progress made in your language competence during your stay abroad.** There is no difference between the first Erasmus+ OLS language assessment (prior to mobility) and the final Erasmus+ OLS language assessment (at the end of your mobility), however the questions may be different as the assessment is adaptive. Since both assessments are based on the same methodology, the improvement you made during your mobility period can be measured.
- If you have been invited to follow an OLS language course, you can access this course by clicking on the “**Start my language course**” button at the bottom of your mobility box.
- At the end of your mobility period (as indicated in your mobility box), you can access your record of participation by clicking on “**My record of participation**”.

On the next page, the system will check the compatibility of your computer.

While on this “Compatibility of your equipment” page, please remember to choose the interface language you would prefer for your language assessment. This interface language is the language that the instructions will be shown in, and there are 24 languages available. You will not be able to change this interface language during the language assessment.

COMPATIBILITY OF YOUR EQUIPMENT

You are about to start your language assessment.

Please check that your interface language is correct before starting the assessment.

The interface language refers to the language in which instructions are given; this is NOT the language in which you are being assessed.

You are able to modify your interface language via the drop-down menu in the top right-hand corner of the screen.

Test your equipment

Congratulations!

Your configuration matches the minimal specifications to access Erasmus+ OLS.

[Start the language assessment](#)

Resolution	✓ 1920 x 1080
Browser	✓ Google Chrome 63.0
Flash Player or HTML5	✓ HTML 5
Cookies	✓ Active

Once the compatibility check is done and your configuration matches the minimal specifications, click on **“Start the language assessment”**.

After the compatibility check, the system will test your audio configuration. Click on **“Click to listen”** to check if you can hear the sound through your loudspeaker or headphones. (Please make sure your speakers are turned on).

Language Assessment - English

Sound set-up for the language assessment


In order to be able to answer the listening comprehension questions, your loudspeakers (or headphones) must be plugged in and functioning.

We suggest you test your sound configuration before beginning the language assessment.
Make sure that your loudspeakers (or headphones) are correctly plugged in and verify that the sound is not on 'Mute'.

Click on the 'Play' button below to test your sound configuration.

Did you hear the sound?

Yes No

Click to listen 

You should click on **“Yes”** if the sound test worked. In the event that the audio test failed you should click on **“No”** and another message will appear with a list of actions to take to set up the audio.


After clicking on **“Yes”** and then on **“continue”**, you can start your language assessment.

 Language Assessment - English

Sound set-up for the language assessment

Perfect! Your loudspeakers (headphones) are configured correctly. You can begin your language assessment by clicking on the 'continue' button.

Good luck!

Click to listen: 

 **continue**



6 Take the Erasmus+ OLS Language Assessment

The average time taken to perform the assessment is approximately 30 to 35 minutes. However, there is no time limit and you may take as long as you wish to complete this assessment.

These different test sections aim to evaluate your communicative competence as well as your grammatical, lexical and spelling skills in an integrated manner.





If you have to quit the language assessment at any time, or if you experience a technical problem while taking the test, you will be able to re-start it from the beginning of the section you were at previously. Keep in mind that once you have selected your answer and clicked on "**continue**", you will not be able to go back to the previous question. If you don't know the answer to a question, click on "**continue**" and carry on with your assessment without selecting an answer.

6.1 Grammar

The first section assesses your grammatical competence. This grammar section includes two types of exercises: multiple choice and open gap-fill questions, and contains 20 questions.

The example below shows a multiple choice question in which you have to choose the right option from a list of terms by clicking on the small circle beside each option. Then, you click on "**continue**" to move to the next question.

In the top right corner of the screen, you can view the difficulty level of each question: it will increase or decrease in complexity to suit your language level. The system starts, by default, with a question situated at level A2 (CEFR). At the bottom of the page, you can check the progress of your assessment. Each filled cell indicates the number of questions you have answered, while the progress bar shows the 4 sections you will have to complete to finish your assessment.

Level Test - English Difficulty    

Choose the right answer.

- What do you do this evening?
 are you going
 are you doing
 do you

- I'm going to the cinema.

[Continue](#)

GRAMMAR VOCABULARY LISTENING COMPREHENSION READING COMPREHENSION

Level Test - English Difficulty ★★☆☆☆

Fill in the blank(s).

Verb "to watch"

- a movie last night when I phoned?

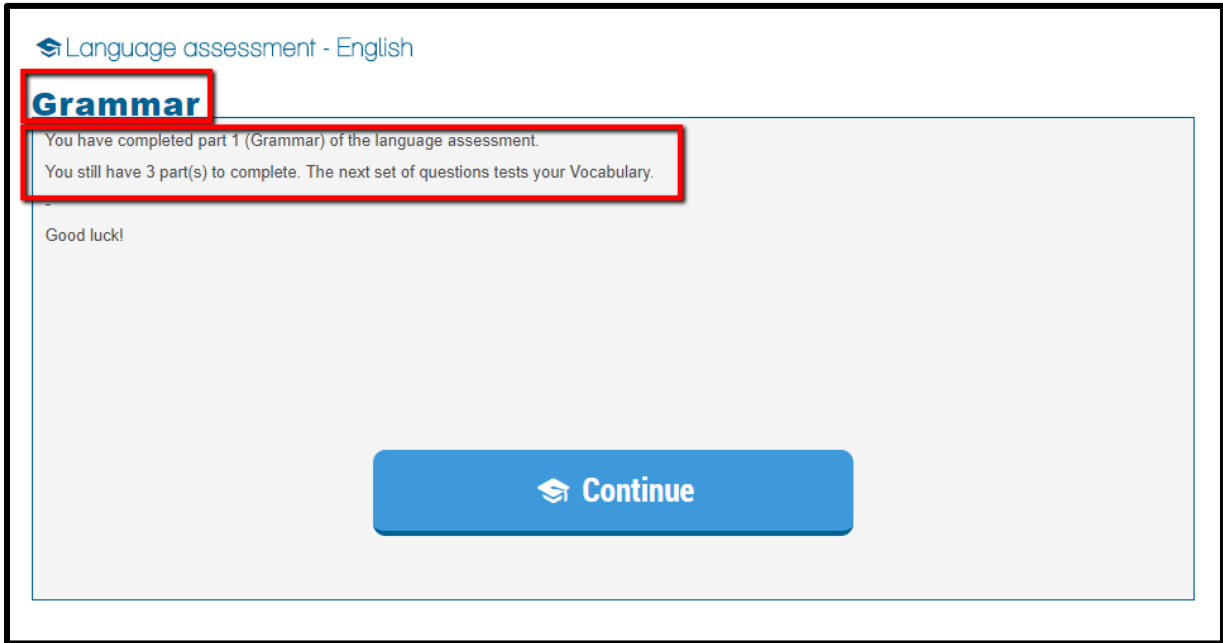
- No, I wasn't.

[Continue](#)

GRAMMAR VOCABULARY LISTENING COMPREHENSION READING COMPREHENSION

For each section completed, you will be notified as indicated below:

- the section (Grammar, Vocabulary, etc.) that you have finished
- the number of remaining parts
- the next section you will complete.




Language assessment - English

Grammar

You have completed part 1 (Grammar) of the language assessment.
You still have 3 part(s) to complete. The next set of questions tests your Vocabulary.

Good luck!



6.2 Vocabulary

The second section evaluates your lexical competence and consists of 15 questions. Like the previous section, you will have to answer multiple choice and open gap-fill questions, by choosing the right word/s (noun, adjective, verb, pronoun, or preposition), phrase, or expression in the given context.

Level Test - English Difficulty ★☆☆☆☆

Choose the right answer.

- Where are you spending ?
 resting
 accommodating
 staying

- In a hotel in the city centre.

[Continue](#)

GRAMMAR VOCABULARY LISTENING COMPREHENSION READING COMPREHENSION

6.3 Listening Comprehension

The third section, consisting of 10 questions, assesses your listening comprehension skills. Each question is based on an audio extract. You can check the audio quality on your device by clicking on the speaker icon on the right-hand side of the introductory screen. To listen to the track, click on the speaker. You will be able to listen to each audio extract a maximum of 3 times.

Language assessment - English


Vocabulary


You have completed part 2 (Vocabulary) of the language assessment.
You still have 2 part(s) to complete. The next set of questions tests your Listening Comprehension.

-






Each question in this section is based on an audio extract. To listen to the extract, click on the speaker. You can listen to it 3 times maximum. You can test the mechanism by clicking on the speaker opposite.

Good luck!







We advise that you read the question and possible answers at least once before listening to the audio extract. Each question is a multiple-choice question based on a short dialogue or monologue. For example, the transcript for the question below is: "Speaker: Jim, how long do you spend on the computer every day? - Jim: usually 4 hours during the week but I don't work on it at the weekend":

Level Test - English Difficulty     

Choose the right answer.

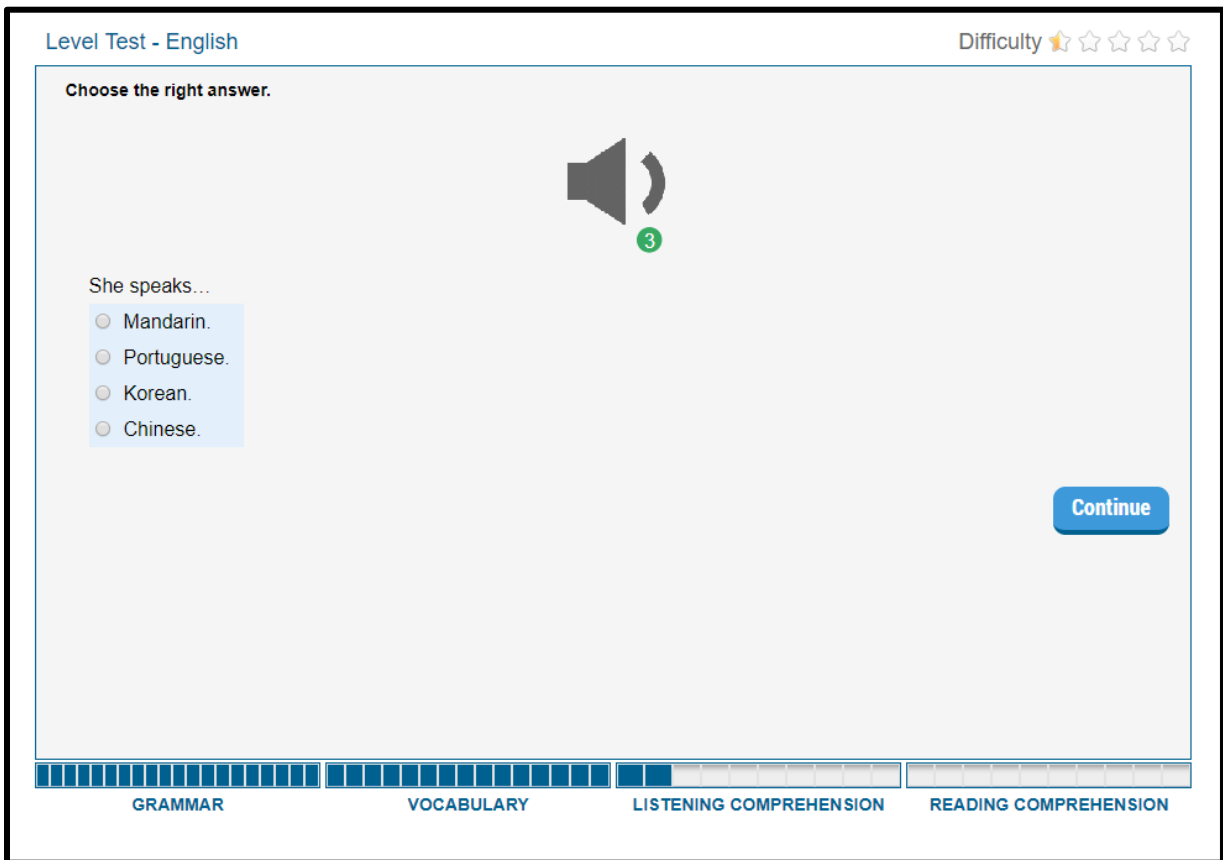


- Jim works on the computer on a day-to-day basis
- Jim works on the computer at the weekend
- Jim spends almost half a day on the computer every day
- Jim doesn't work on the computer during the week




GRAMMAR VOCABULARY LISTENING COMPREHENSION READING COMPREHENSION

Or you will simply have to identify a word or a phrase used in the dialogue as shown in the two screenshots below:



Level Test - English Difficulty ★☆☆☆☆

Choose the right answer.

 3

She speaks...

- Mandarin.
- Portuguese.
- Korean.
- Chinese.


[Continue](#)

GRAMMAR VOCABULARY LISTENING COMPREHENSION READING COMPREHENSION

You might also be asked to identify the communicative context of a conversation, indicated by a series of elements (dial tone, the type of language used: "Charles speaking", etc.):


Level Test - English Difficulty ★☆☆☆☆


Choose the right answer.





- Charles and Simon are talking on the telephone.
- Charles wants to know what time it is.
- Charles and Simon are in a meeting.
- Charles and Simon meet in the street.

[Continue](#)


GRAMMAR


VOCABULARY


LISTENING COMPREHENSION


READING COMPREHENSION

6.4 Reading Comprehension

The final section, consisting of 10 questions, evaluates your ability to understand a written text. The type of text presented will depend on the level of difficulty of the question, and they can include: newspaper article excerpts, advertisements, letters, emails or literary passages.

Level Test - English Difficulty ★☆☆☆☆

Choose the right answer.

Fish and Chips – £5
Lasagne – £6
Steak – £9.50
Tomato Soup – £3
Sparkling water – £3 per glass/£10 per bottle

- You can buy Italian food at this restaurant.
- This restaurant doesn't have meat.
- They have desserts at this restaurant.
- They sell broccoli soup at this restaurant.

[Continue](#)

GRAMMAR VOCABULARY LISTENING COMPREHENSION READING COMPREHENSION


7 Results of the Language Assessment

After you have completed all 4 sections of the assessment, you will receive a detailed analysis of your performance as shown in this result page here below:


The overall level obtained in the language assessment (English) is: **A1-** according to the [CEFR](#)

A1-


You are a beginner and you are taking your first steps in the language.




Your detailed English language levels in the assessed language competences are:

 **Reading Comprehension**


A1- You are a beginner and you are taking your first steps in the language.

 **Listening Comprehension**


A1- You are a beginner and you are taking your first steps in the language.

 **Grammar**

A1- You are a beginner and you are taking your first steps in the language.

 **Vocabulary**

A1- You are a beginner and you are taking your first steps in the language.




[Save and print your evaluation report](#)

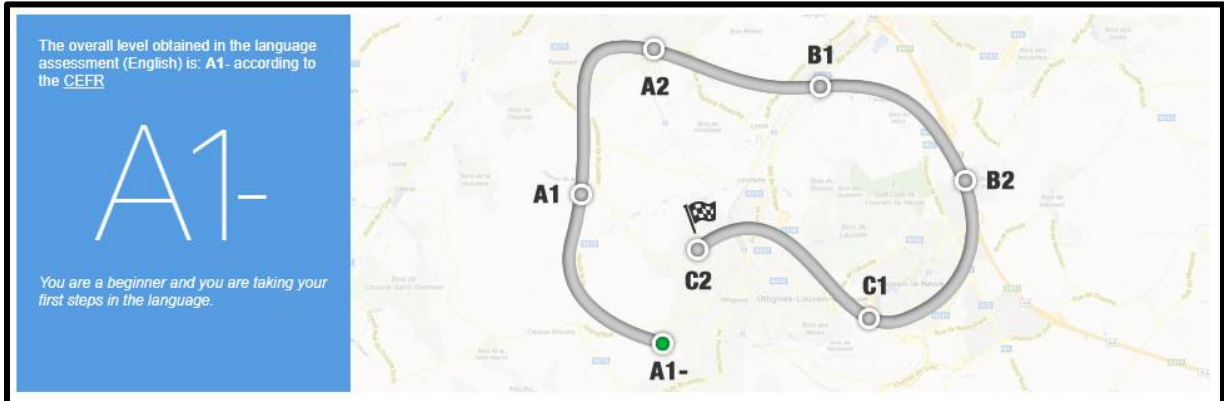
The results of your language assessment do not prevent you from taking part in the Erasmus+ mobility period. The results according to the [CEFR](#) are accessible to you and your Higher Education sending institution or EVS coordinating organisation. For Higher Education students, the results are not communicated to the receiving institution/organisation. For EVS volunteers, the results are not communicated to the other organisation(s) in your project. However, you are free to send the results to them.

At the end of your Erasmus+ mobility period, you will be required to complete another language assessment to check the progress made in your language competences during your stay abroad. The European Commission uses aggregated data of the language assessment results for statistical purposes.

Take the opportunity to complete your European Language Passport and thus improve your CV.




On the upper left-hand part of the screen, your overall language level is indicated according to the CEFR, along with a brief description of the level obtained. The illustration on the right-hand side indicates where you currently are on your language learning journey.

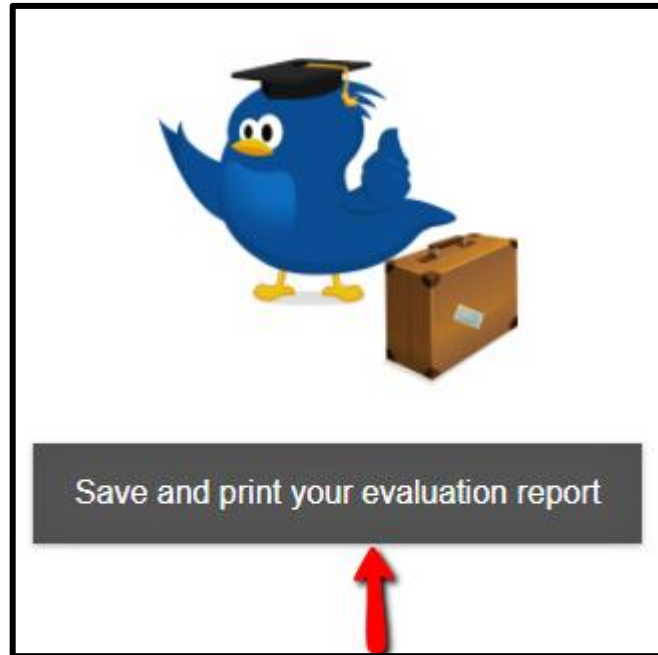


In the centre of the page, you can see more detailed feedback for each language competence.

Your detailed English language levels in the assessed language competences are:

<p>Reading Comprehension</p> <p>A1- You are a beginner and you are taking your first steps in the language.</p>	<p>Listening Comprehension</p> <p>A1- You are a beginner and you are taking your first steps in the language.</p>	<p>Grammar</p> <p>A1- You are a beginner and you are taking your first steps in the language.</p>
<p>Vocabulary</p> <p>A1- You are a beginner and you are taking your first steps in the language.</p>		
<p>Save and print your evaluation report</p>		

By clicking on "**Save and print your evaluation report**" you will be able to print out a screenshot of your assessment results.



You will also be able to download a PDF file of your results on your welcome page by clicking on the “My first language assessment results” button, found at the top of the page. Please also keep in mind that you cannot repeat your language assessment once you have completed it and received your results.






This might be a good opportunity to make the most of your assessment. We recommend you update your CV with your recent language level. At the bottom of the page, you will find a link to the Europass page in order to compile your own Europass Curriculum Vitae or download the CV template to complete later on.



Instructions on how to fill out your Europass CV or Language Passport


You will be asked to fill in a form indicating your mother tongue. In the section below, "**other languages**", you should fill in the language for which you have been assessed (and/or any other languages that you may know by means of self-assessment) and the results obtained in your language assessment. By clicking on one of the language skills, you can add your level scores by scrolling through a drop-down list that includes the descriptors of the CEFR.

Mother tongue(s) French	Other language(s) English
----------------------------	------------------------------

English				
Self-assessment of language skills				
UNDERSTANDING		SPEAKING		WRITING
 Listening	 Reading	 Spoken interaction	 Spoken production	 Writing


Other language(s)


English

 ✕ 


Self-assessment


UNDERSTANDING


A1 - Basic user ✕


Reading - Select from list ▼

SPEAKING

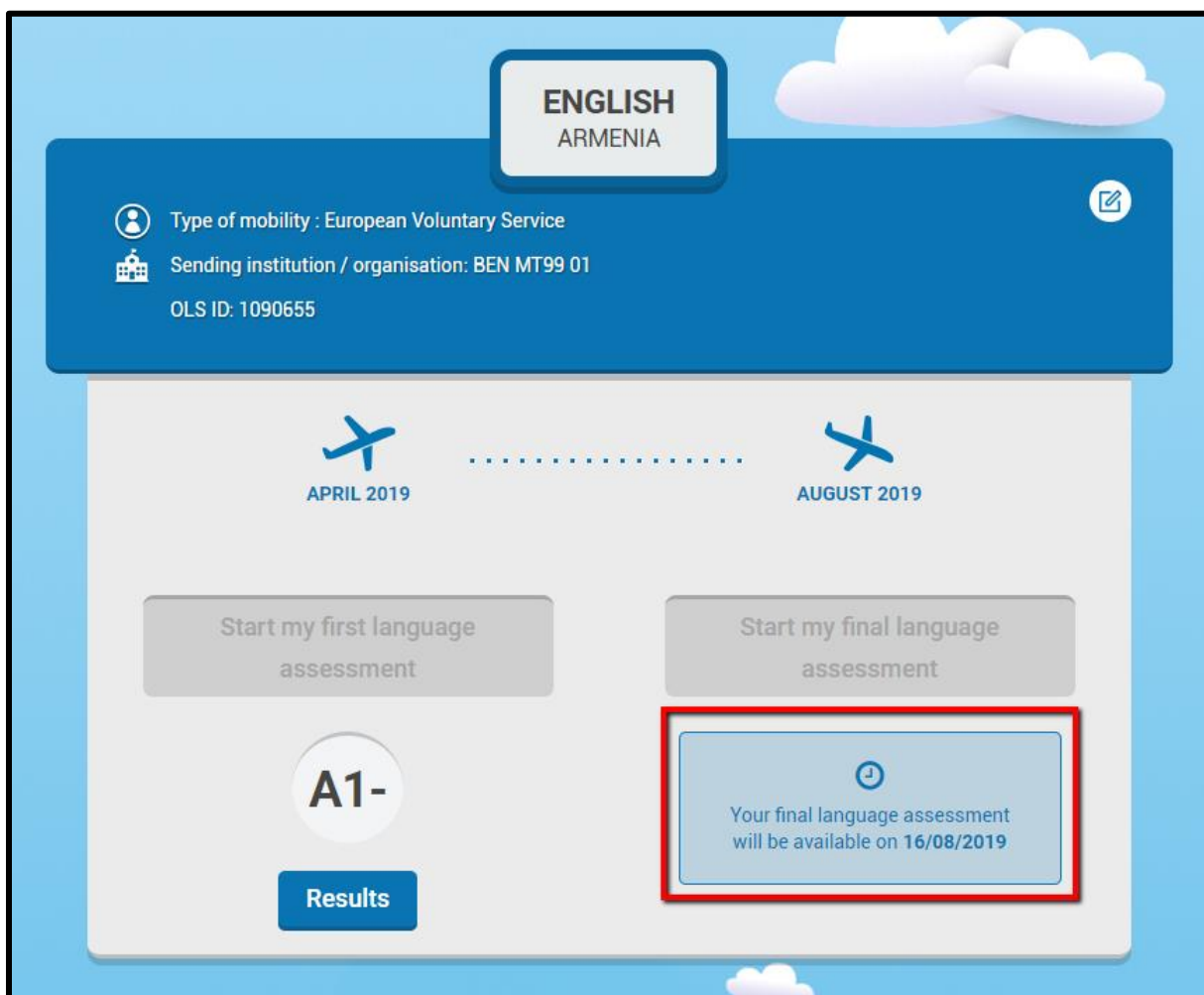

Spoken interaction - Select from list ▼


Spoken production - Select from list ▼

Only you and the institution/organisation in charge of your selection or coordinating your EVS project will receive the results of your language assessment. For Higher Education students and trainees, results will not be communicated to the receiving institution/organisation. For EVS volunteers and VET learners, results will not be communicated automatically to other organisation(s) in the project.

The results of the Erasmus+ OLS language assessments do not prevent anyone from taking part in the Erasmus+ mobility programme. Results may be used by the sending institution/coordinating organisation to identify the participants most in need of linguistic support.

At the end of your Erasmus+ mobility period, you are required to complete another language assessment to check the progress made in your language competence during your stay abroad. On your welcome page, you will find a notification informing you of when your final language assessment will be available.



The screenshot displays the Erasmus+ OLS user interface for English in Armenia. At the top, it shows the language and country: "ENGLISH ARMENIA". Below this, there is a blue header bar containing the following information:

- Type of mobility : European Voluntary Service
- Sending institution / organisation: BEN MT99 01
- OLS ID: 1090655

The main content area features a timeline with two airplane icons representing the start and end of the mobility period: "APRIL 2019" and "AUGUST 2019". Below the timeline, there are two buttons: "Start my first language assessment" and "Start my final language assessment". The current language level is displayed as "A1-" with a "Results" button below it. A notification box, highlighted with a red border, states: "Your final language assessment will be available on 16/08/2019".

Once it is available, you will be able to start it by clicking on the “Start my final language assessment” button at the top of your home page. There is no difference between the first Erasmus+ OLS language assessment (prior to mobility) and the final Erasmus+ OLS language assessment (at the end of your mobility), however the questions may be different as the assessment is adaptive. Since both assessments are based on the same methodology, the improvement you made during your mobility period can be measured.

You will be able to download the PDF file of your final language assessment results by clicking on the “My final language assessment results” button, located on your welcome page.

There are no negative repercussions if your language level has not changed during your Erasmus+ mobility programme.

The European Commission may use aggregated data of language assessment results for statistical purposes.

8 Support

If you encounter any problems while you are taking the language assessment, contact our technical support team by clicking on “**Report a problem**” in the upper right-hand corner at any time during the language assessment.



9 Data Protection

9.1 Disclaimer

Erasmus+ Online Linguistic Support (OLS) is a service financed by the European Commission within the framework of the Erasmus+ Programme.

Altissia, on behalf of the project Consortium (Centre de Langues, Université Catholique de Louvain and Altissia International S.A.), maintains this website to promote its initiatives to the public. The material on this website is for information and learning purposes only.

The Consortium's goal is to keep this information timely and accurate. If errors are brought to our attention, we will try to correct them.

The contents of the language assessments, courses and all related areas accessible to Erasmus+ mobility participants are the sole responsibility of the Consortium and can in no way be taken to reflect the views of the European Commission and the Education, Audiovisual and Culture Executive Agency (EACEA).

The restricted area of the licence management system concerning National Agencies and Erasmus+ sending institutions/organisations is fed with data extracted from the European Commission's IT tools and is subject to modifications by them. This data is covered by the legal basis of Directive 95/46 and Regulation 45/2001.

This information is:

- of a general nature only and is not intended to address the specific circumstances of any particular individual or entity;
- not necessarily comprehensive, accurate, complete or up to date;
- sometimes linked to external sites over which Altissia, on behalf of the Consortium, has no control and for which Altissia, on behalf of the Consortium, assumes no responsibility;
- not professional or legal advice (if you need specific advice, you should always consult a suitably qualified professional).

Altissia, on behalf of the Consortium, reserves the right, under direct instruction by the EACEA, to suspend, change, modify, add or remove portions of the website at any time.

This disclaimer is not intended to limit the liability of Altissia, on behalf of the Consortium, in contravention of any requirements laid down in applicable national law, nor to exclude its liability for matters which may not be excluded under that law.

Liability for content

Although the webmaster is very careful in creating and updating this website, they cannot guarantee the accuracy of the information. The information contained in this site may be subject to change without notice. The webmaster is not liable for any omission or error in its pages nor for any consequences arising from the use of the provided information and instruction.

Incoming and outgoing hyperlinks

The implementation of hyperlinks within the site to other sites, and generally towards all existing resources on the internet, is not the responsibility of the author of <http://erasmusplusols.eu>. Similarly, other websites with a hyperlink to this site are not the author's responsibility; therefore they decline any liability for their content.

If you would like to link to the site <http://erasmusplusols.eu>, you must contact the author of the site in advance.

9.2 Privacy Statement

The following statement explains our policy regarding the personal information we collect about you.

Overview

Erasmus+ Online Linguistic Support (hereinafter "OLS") is an initiative of the European Union. It is part of the [EU programme for Education, Training, Youth and Sport](#). It is steered by the European Commission and implemented by the Education, Audiovisual and Culture Executive Agency (hereinafter the "EACEA").

OLS is dedicated to respecting the privacy of its users. It provides a secure and safe environment for participants of mobility programmes to learn foreign languages. The following statement outlines the policies by which OLS collects, manages and uses the data provided by its users.

As OLS – which encompasses the licence management tool, the language assessment, as well as the language courses – collects and further processes personal data, it is subject to Regulation (EC) no. 45/2001 of the European Parliament and of the Council, of 18 December 2000, on the protection of

individuals with regard to the processing of personal data by the European Community institutions and bodies and on the free movement of such data (OJ L8 of 12.1.2001, p. 1).

The various tools present on OLS allow users to submit information in order to participate in OLS activities. When registering online and submitting other information, the data is collected and further processed for the purposes detailed hereafter under point 1. The relevant processing operations thereof fall under the responsibility of the Data Controller, who is the Head of Unit A1 – Erasmus+: Schools, Prospective Initiatives, Programme Coordination at the EACEA (see point 6 below for contact information).

9.2.1 What personal information do we collect, and for what purpose?

(a) Information relating to mobility participants:

The European Commission's DG EAC transmits your e-mail address to the EACEA. The following information may then be collected directly from you by the EACEA.

Registrant data: last name, first name, gender, contact e-mail, nationality, year of birth, mother tongue, type of mobility, language to test, country of destination, estimated start of the mobility period, sending institution, period of mobility, time zone, estimated end of the mobility period. All mandatory data.

The European Commission, the EACEA and Altissia (on behalf of the Consortium) are not liable for any information or documents uploaded by third parties.

Results of language assessments and courses.

Other optional data submitted by participants of mobility programmes on OLS (e.g., messages in forums, online discussions and threads, files and pictures). Not providing any optional data will not put the participants at a disadvantaged position.

(b) Information relating to National Agencies and Erasmus+ sending institutions/organisations is provided by the DG EAC to the EACEA:

Institutional data: Project number, PIC number, project name, project start date, project end date, project contact person, project contact telephone number, contact project e-mail, number of licences for language assessments and number of licences for language courses.

(c) Purpose of the processing:

Participants in Erasmus+ mobility programmes have to assess their language competence both before and after their stay abroad. In addition, participants will have the opportunity to take online language courses. The data processing OLS tool is necessary in order to provide these services.

In particular, the storage, processing and displaying of data is necessary to:

- enable OLS to function;
- allow OLS registrants to communicate and collaborate in the spirit of mutual trust and respect;
- extract aggregate data for statistical purposes.

Aggregated statistics are collected regularly, including, but not limited to, the results of the language assessment.

Aggregated data of mobility participants may be used only for the purpose of carrying out analysis, monitoring and information sharing by National Agencies, the EACEA and the European Commission. Altissia, on behalf of the consortium, cannot use and/or exploit any of the data without specific authorisation.

In an effort to maximise user experience, the OLS may keep track of user frequency, habits, preferences and settings.

9.2.2 Who has access to your information and to whom is it disclosed?

Personal data will never be used for marketing purposes.

For the purposes detailed above, access to data is strictly limited to:

- The European Commission, the EACEA and National Agencies: aggregate data only.
- Service provider Altissia that acts on behalf and under the instructions of the EACEA: full set of data.
- Data related to individual participants of mobility programmes is accessible to their sending institution/organisation, which has access to the backend licence management system OLS and which can then decide on its use.
- For EVS volunteers, the results will not be communicated to the other organisation(s) in the project.

Whenever possible, data will be processed in an anonymous manner, especially if transferred to third-parties for research purposes.

Other data submitted by mobility participants on OLS (e.g., messages in forums, online discussions and threads, files and pictures) are only visible to other registered users related to the area of the platform where they have been uploaded. However, the administrator of such areas may decide to make part of the data publicly available. In this case, the registrant has the right to delete the information concerning him/herself.

9.2.3 How do we protect and safeguard your information?

The collected personal data and all related information are stored on secured servers of the service provider (Altissia) for the duration of the contract with the Consortium.

The operations of the service provider's computer centres contractually abide by the European Commission's security directives and provisions established by the Directorate of Security for these kinds of servers and services. The standard security measures exist for the site hosting the Altissia servers, i.e. the most recently patched and updated operating system and software, antivirus protection, firewall, regular security auditing and network security scans, applied IT security policy, vulnerability testing and intrusion detection system.

9.2.4 How can you verify and rectify your information?

To exercise your rights, such as the right of access and rectification of inaccurate or incomplete personal data, you may do this yourself online. You may also contact the Controller (see below under 10.2.6).

9.2.5 How long do we keep your data?

Data related to statistics and research purposes is kept for the entire duration of OLS. At the end of the contract, the Consortium will hand over all information and data to the EACEA and will not keep a copy of confidential information, documents and personal data in any format.

In case the mobility participant profiles are automatically deactivated or deleted, no data will be visible to other OLS users. Data will be kept only in an anonymous form that does not allow for personal identification. If users with a deactivated or deleted profile want to continue using the platform (i.e. in case of another mobility programme), they will need to register again. The data remain solely for research and monitoring purposes at the disposal of the EACEA, the European Commission, NAs and Erasmus+ sending institutions/organisations, Altissia, on behalf of the Consortium, and other third-parties under the authorisation of the Data Controller in an aggregated format.

9.2.6 Contact information

The data processing operations fall under the responsibility of the Data Controller.

For any questions on your rights and the exercise of your rights related to the processing of personal data (like access and rectification of your personal data), please feel free to contact the Controller of OLS at this address: EACEA-EPLUS-OLS@ec.europa.eu

9.2.7 Recourse

In case of conflict on any Personal Data Protection issue, you can contact the Controller at the above-mentioned email address. You can also contact the EACEA's Data Protection Officer at the following e-mail address: eacea-data-protection@ec.europa.eu.

Should the conflict not be resolved by the Controller or the Data Protection Officer you may lodge a complaint with the European Data Protection Supervisor at any time:

Website – <http://www.edps.europa.eu>;

Email – edps@edps.europa.eu.

9.2.8 Legal basis

The main legal basis for the processing of personal data is:

(a) Article 4 of Commission Decision 2009/336/EC of 20 April 2009 setting up the Education, Audiovisual and Culture Executive Agency for the management of European Community action in the fields of education, audiovisual and culture in application of Council Regulation (EC) No. 58/2003 (OJ L 101 of 21.4.2009, p. 21);

(b) Article 5 (e) of the 'Erasmus+': the European Union programme for education, training, youth and sport established by Regulation (EU) No. 1288/2013 of the European Parliament and of the Council of 11 December 2013 and repealing Decisions No. 1719/2006/EC, No. 1720/2006/EC and No. 1298/2008/EC (OJ L 347 of 20.12.2013, pp. 50–73).

9.3 Copyright

Copyright Notice

The <http://erasmusplusols.eu> site is protected by copyright. Text, images and other elements of the site are protected by copyright. Any copy, adaptation, translation, agreement, public communication, rental and other utilization of all or part of this site in any form and by any means, electronic, mechanical or otherwise, conducted for profit or in a private setting, is strictly prohibited without prior approval of the Consortium. Any copyright infringement will result in civil or criminal prosecution.

Assessment tests, language courses, and web layout graphics are the property of the Consortium.

Copyright on system data concerning National Agencies, Erasmus+ sending institutions/organisations, mobility participants and aggregated statistics rests with the European Union.

Any dispute relating to the site <http://erasmusplusols.eu> will be governed exclusively by Belgian law. The Courts of Brussels will have sole jurisdiction in any dispute.

Trademarks and trade name

Erasmus+ is a registered trademark of the European Union. The logos, web banners and signs used on this site are legally protected. Any use of these or similar names is strictly prohibited without prior written consent.

9.4 Cookies

To make this site work properly, we sometimes place small data files called cookies on your device. Most big websites do this too.

What are cookies?

A cookie is a small text file that a website saves on your computer or mobile device when you visit the site. It enables the website to remember your actions and preferences (such as login, language, font size and other display preferences) over a period of time, so you do not have to keep re-entering them whenever you come back to the site or browse from one page to another.

How do we use cookies?

Some elements and videos embedded in our pages use a cookie to anonymously gather statistics on how you got there and what videos you visited.

Enabling these cookies is not strictly necessary for the website to work but it will provide you with a better browsing experience. You can delete or block these cookies, but if you do so then some features of this site may not work as intended.

The cookie-related information **is not used to identify you** personally and the pattern data is fully under our control. These cookies are not used for any purpose other than that described herein.

How to control cookies?

You can **control and/or delete** cookies as you wish – for details, see aboutcookies.org. You can delete all cookies that are already on your computer and you can set most browsers to prevent them from

being placed. If you do this, however, you may have to manually adjust some preferences each time you visit a site and some services and functionality may not work.

Good luck with your Erasmus+ OLS language assessment!